







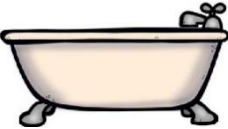









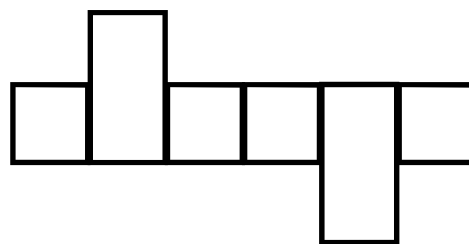
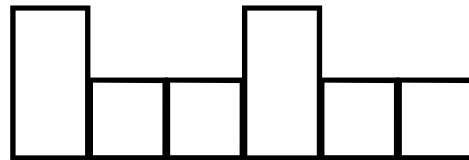
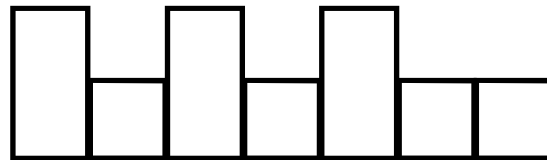
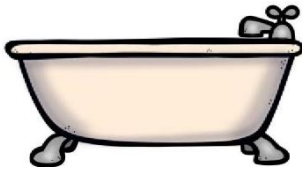
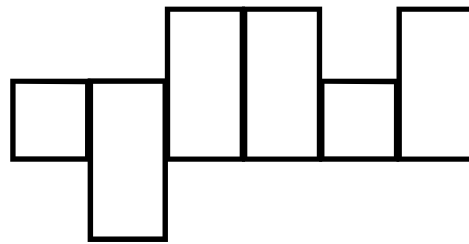
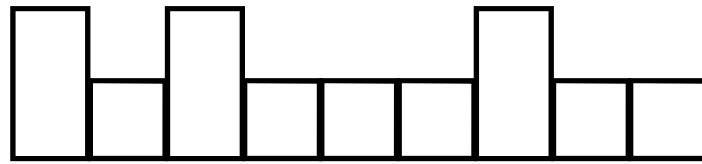
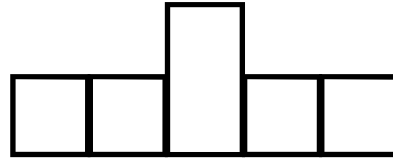
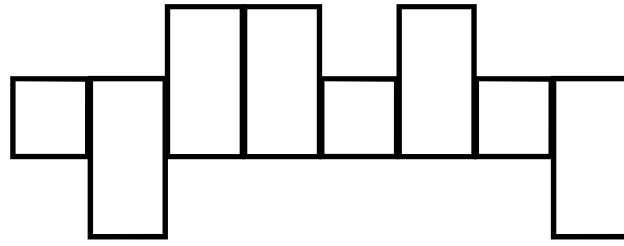
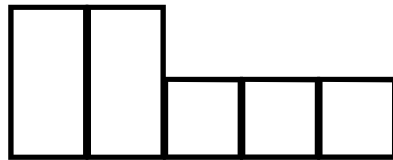
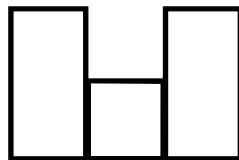
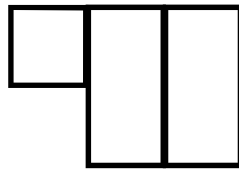

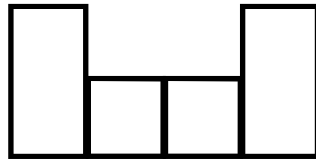
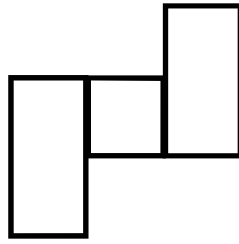
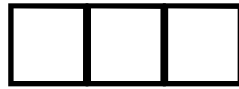


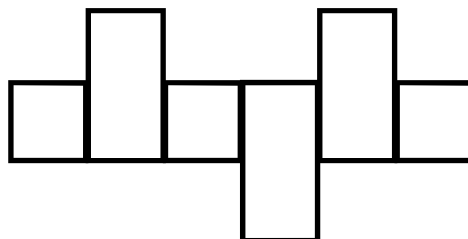
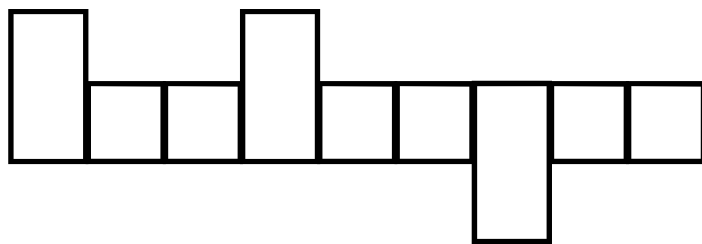

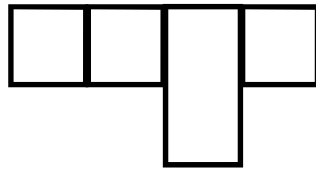
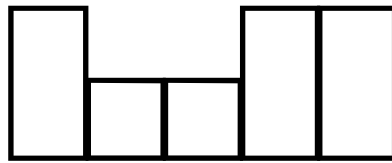
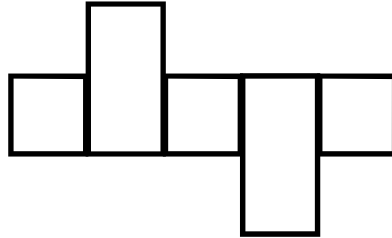
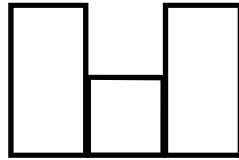
# ORDBANK

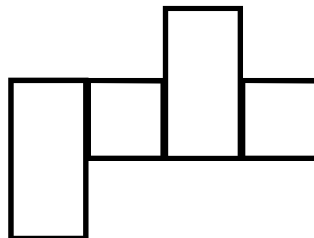
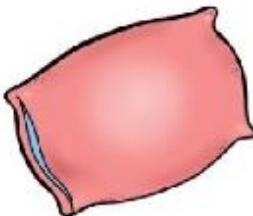
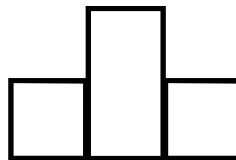
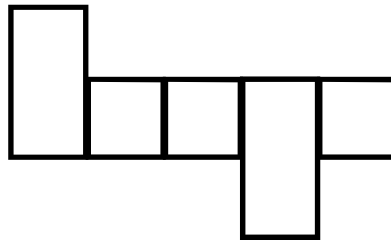

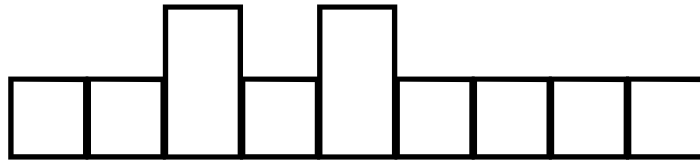
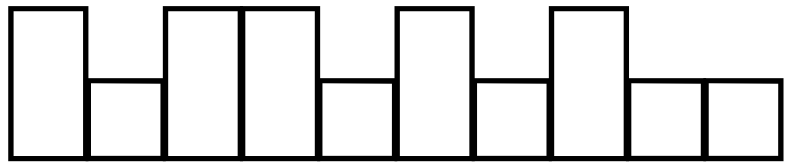
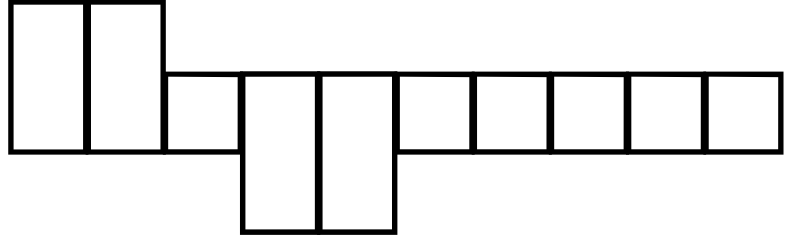
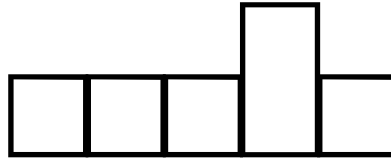

	syttetøy		hamburger
	sebra		sløyfe
	lokomotiv		vindu
	sykkel		flaggermus
	badekar		kalkulator
	fiolin		ambulanse
	slange		ferje
	mus		ulv
	pil		pute


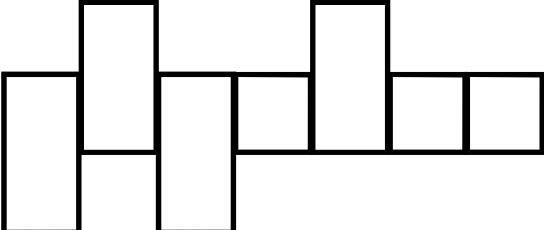



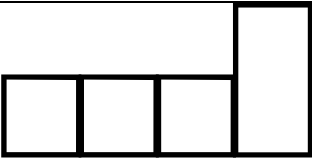

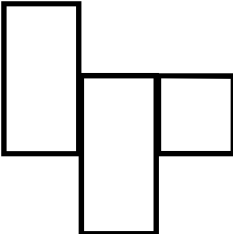



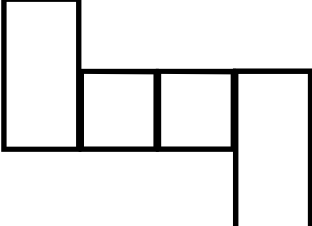

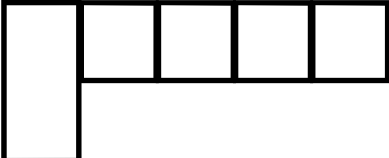

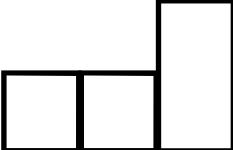
	hund		plystre
	egg		nese
	bil		vest
	flue		lyn
	ørn		mais
	bok		borg
	slips		grine
	frukt		mel
	veps		





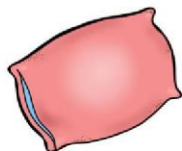





	
	
	
	
	
	
	
	

# Les ordet.

SETT SIRKEL RUNDT ORDET SOM PASSER.



pute pult putte rute



mil pil bil dill



lue uvl ule ulv



mus myse mas mos



feie feire ferje felle



slank slange slenge slanger



# Les ordet.

SETT SIRKEL RUNDT ORDET SOM PASSER.



pyse flyndre lystre plystre



egg legg elg eik




blid dill bil bli



hand hund hals munn




visp vips vest vits




lese nese nisse niste

# Les ordet.

SETT SIRKEL RUNDT ORDET SOM PASSER.

	flue	luer	fluer	file
---	------	------	-------	------

	øre	ørn	øke	øse
---	-----	-----	-----	-----

	los	lys	lin	lyn
---	-----	-----	-----	-----

	mase	mais	myse	nais
---	------	------	------	------

	slips	slipe	klips	slapp
---	-------	-------	-------	-------

	gåte	gran	råte	gråte
---	------	------	------	-------

# Les ordet.

SETT SIRKEL RUNDT ORDET SOM PASSER.



flukt frukt frykt firkant



boks dike dok bok



mil mel nel lene



mark krem make melk




bro birk borg bok

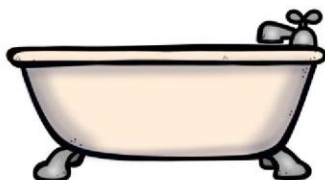



veps vesp vips wes

# Skriv ordet.



# Skriv ordet.



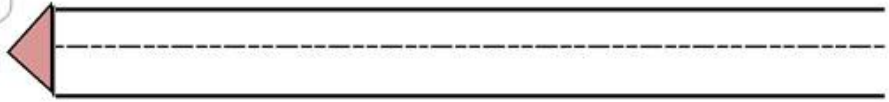
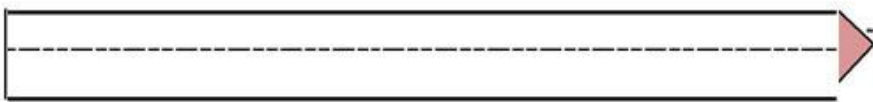





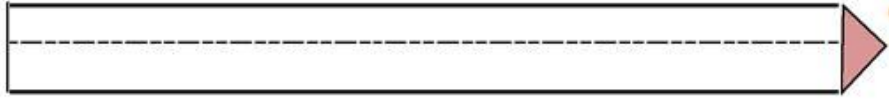

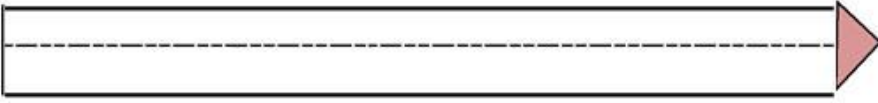
# FARGENE på norsk



# FARGENE



JEG LIKER BEST:





# FEIL NAVN?

Kryss over fargeboksen med feil navn.

grønn

rød

rød

blå

grønn

oransje

gul

grå

oransje

hvit

lilla

rosa

## Hvilken farge?

Bytt om på bokstavene og skriv navnet på fargen riktig.

dør

nrøgn

ulg

ålb

lalil

thiv

årg

aros



# Find the right word

Find det rigtige ord.



brun

burn

bron



lug

gul

tul



rosr

aros

rosa



rød

dør

før



rønn

drønn

grøn



blå

slå

klå



hivt

hvit

vith



smart

svart

snart



blå

slå

grå

# Hvilken farge har...?

Eplet er .....

Lua er .....

Bananen er .....

Kaken er .....

Musa er .....

Blomsten er .....

Snømannen er .....

Bladet er .....

Jakka mi er .....



LUË



EPLË



BLAD



BANAN



BLOMST



KAKE



MUS



SNØMANN



## FINN FARGENE

O	R	A	N	S	J	E	O	L	J
F	V	F	X	V	S	F	F	Y	S
V	M	P	F	A	Y	F	B	B	W
D	R	G	U	L	V	S	D	E	H
D	U	R	O	S	A	V	O	C	Q
W	R	Ø	D	Z	N	O	S	G	U
M	Y	N	B	Q	Y	N	V	X	A
L	E	N	L	I	L	L	A	D	P
A	G	R	Å	I	G	B	R	U	N
Y	A	L	E	H	V	I	T	I	P

blå

grønn

gul

hvit

rød

oransje

grå


hvit

lilla

rosa

grå

# FARG FISKEN



1 blå

4 grå

7 lilla

2 gul

5 rosa

8 hvit

3 grønn

6 oransje



# Skriv navn på fargene

(uten å kikke)

Empty arrow-shaped box pointing right.



Empty arrow-shaped box pointing left.

Empty arrow-shaped box pointing right.



Empty arrow-shaped box pointing left.

Empty arrow-shaped box pointing right.



Empty arrow-shaped box pointing left.

Empty arrow-shaped box pointing right.



Empty arrow-shaped box pointing left.

Empty arrow-shaped box pointing right.

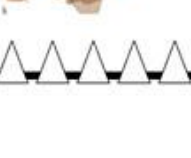


Empty arrow-shaped box pointing left.

Empty arrow-shaped box pointing right.

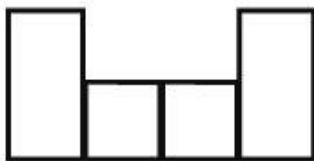
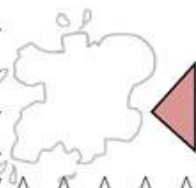
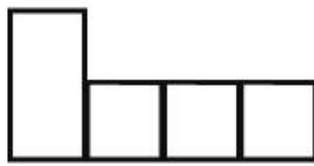
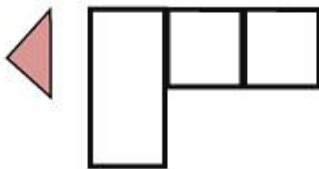
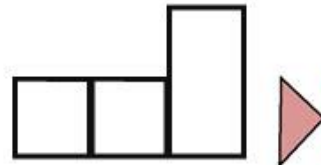
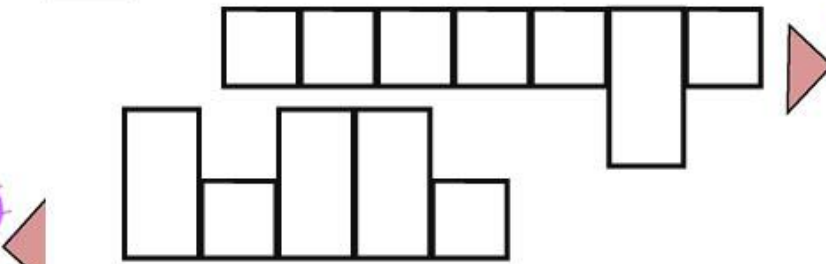
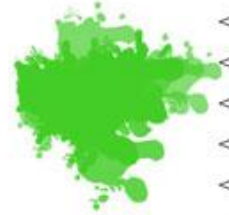
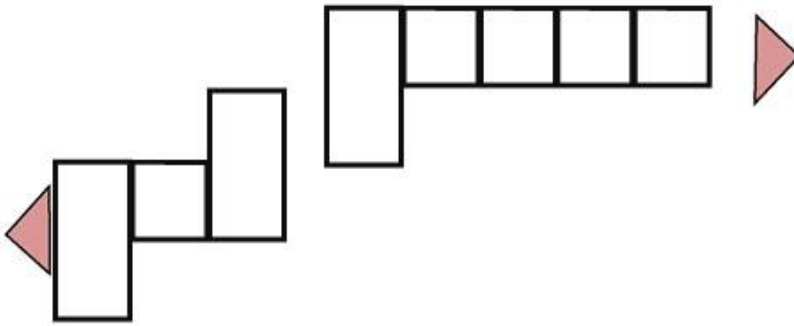


Empty arrow-shaped box pointing left.

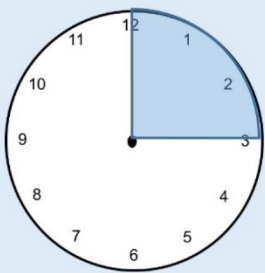
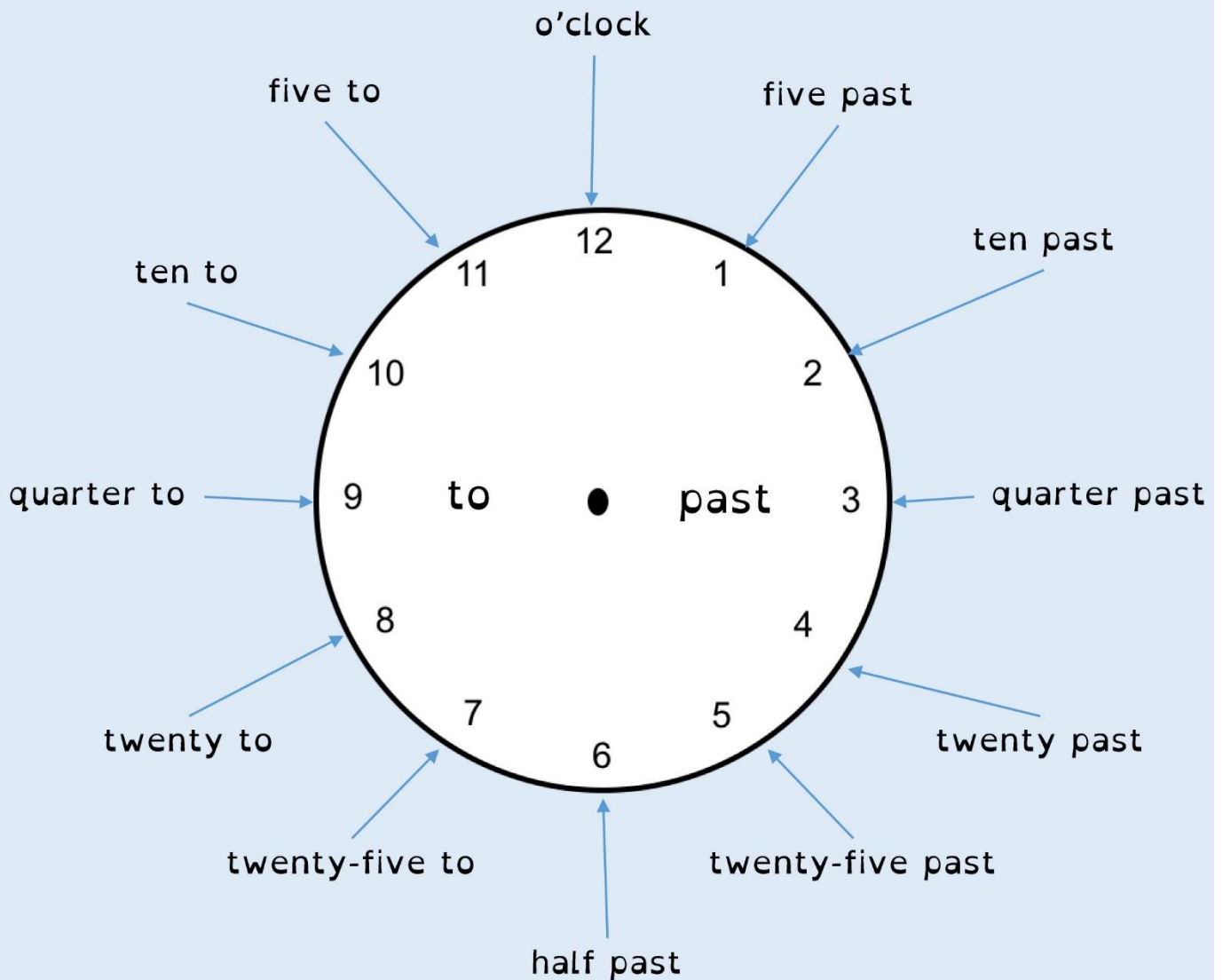


# Skriv navnet på fargen

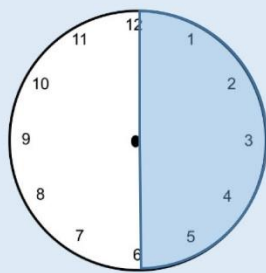
rationer © opgaveskyen.dk



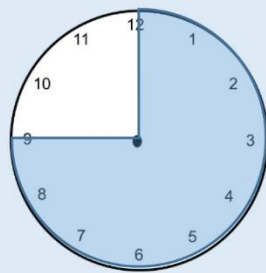
# How to tell the time!



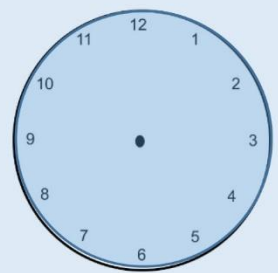
Quarter of an hour



Half an hour



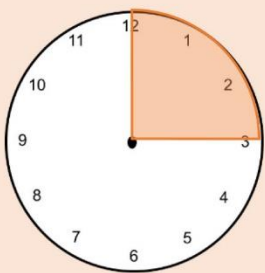
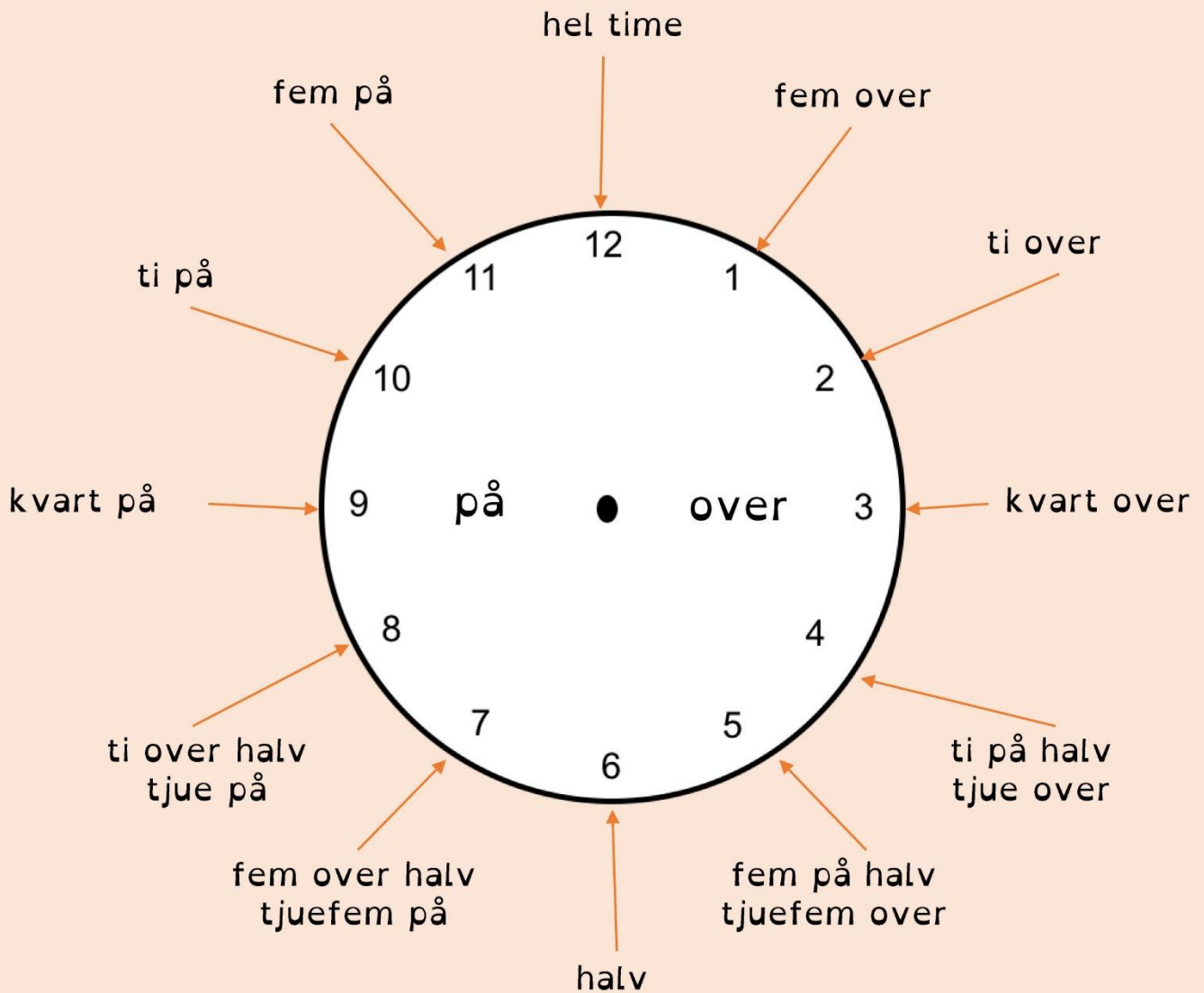
Three quarters of an hour



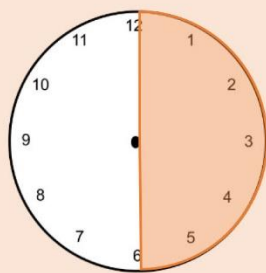
One hour



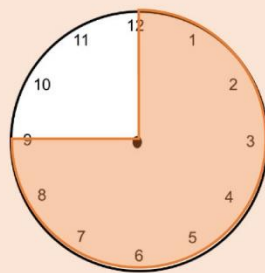
# Fortelle hva klokka er!



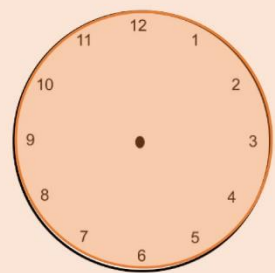
Et kvarter



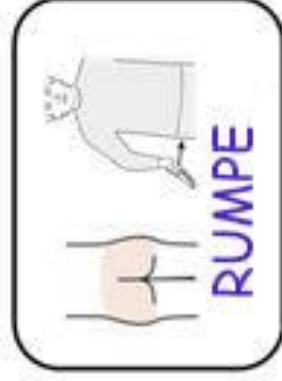
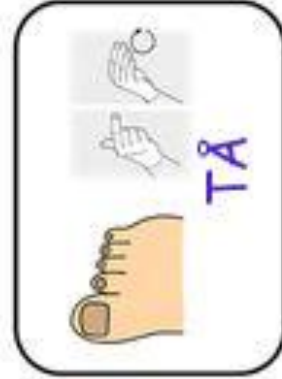

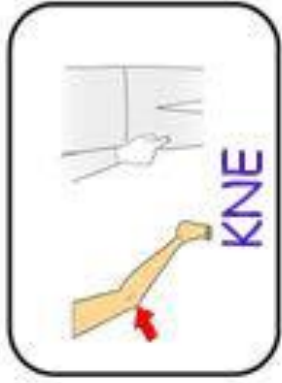
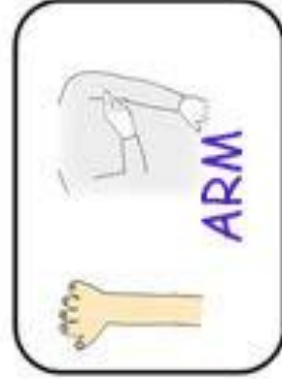
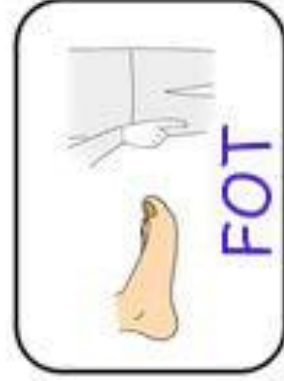

En halvtime



Tre kvarter



En time



Skriv så fint du kan.



agurk



ananas



anker



avis



ape



and



appelsin



ambulans

Sett strek.



and



appelsin




ape

ananas



agurk



avis



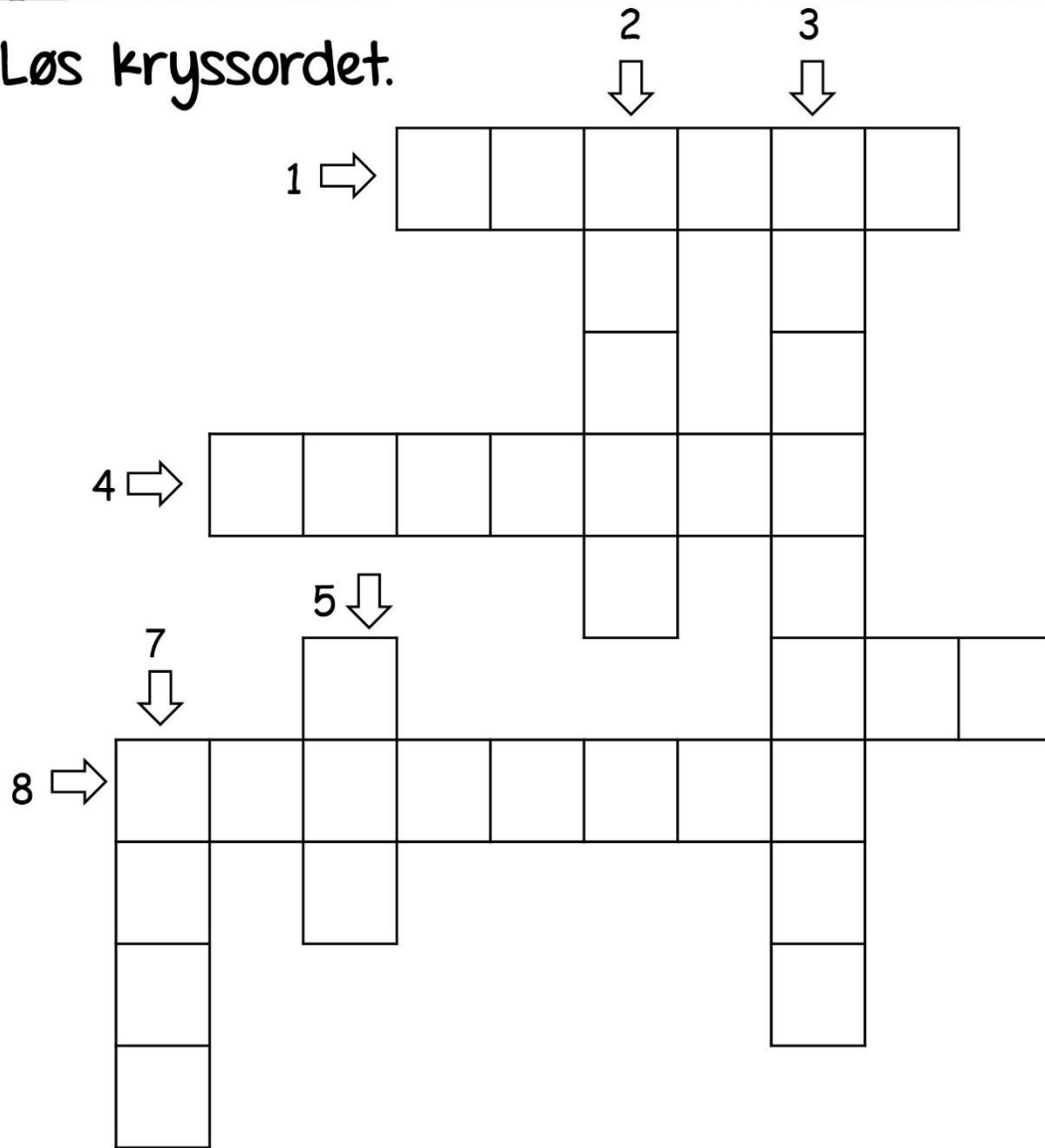
anker



ambulanse



Løs kryssordet.



1.



2.

3.

4.



5.



6.



7.

8.




Finn ordene.

A N A N A S B H X H  
N M C G F K T N T R  
D H B E O V I J E F  
K A P U H S B K K C  
H A E A L W N O R F  
I G G E V A V F M Q  
P F P U I I N X E K  
I P N V R Z S S N D  
A E W R K K H U E B  
M B J Z V Q I D U J

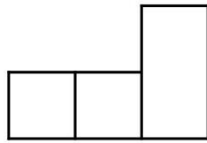


and appelsin ape ananas  
agurk anker ambulanse avis

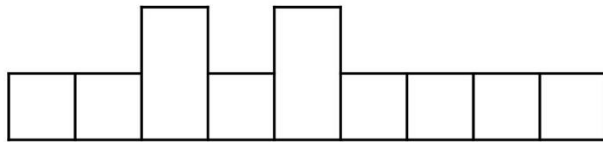


Skriv bokstavene i rutene.

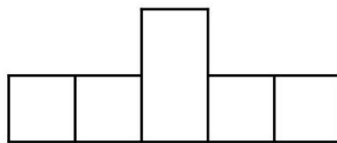
and



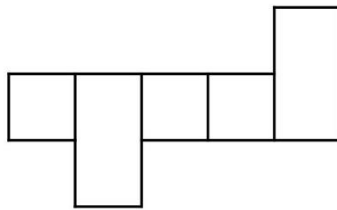
ambulanse



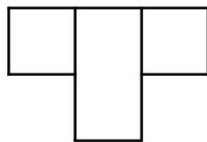
anker



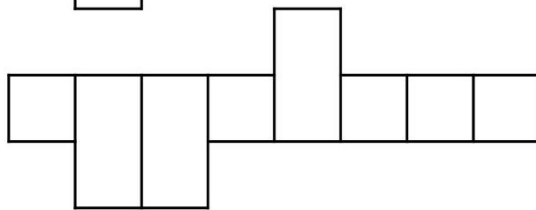
agurk




ape



appelsin



avis



ananas



Skriv så fint du kan.








© Disney

A A A A A A A A A

a a a a a a a a a

A a A a A a A



**A** A A A A A A A A

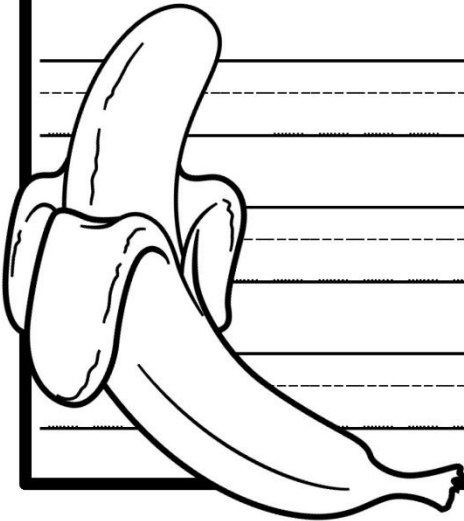
**a** a a a a a a a a

**A a** A a A a A a A

**B** B B B B B B B B B

**b** b b b b b b b b b

**B b** B b B b B b B b



**B** B B B B B B B B B

**b** b b b b b b b b b

**B b** B b B b B b B b

C C C C C C C C C

c c c c c c c c c

C c C c C c C c C



C C C C C C C C

c c c c c c c c c

C c C c C c C c C

D D D D D D D D D

d d d d d d d d d

D d D d D d D d D





D D D D D D D D D

d d d d d d d d d

D d D d D d D d D

E E E E E E E

e e e e e e e e e e

E e E e E e E e



E E E E E E E E E E


e e e e e e e e e e

E e E e E e E e

F F F F F F F F F F

f f f f f f f f f f

F F F f F f F f



F

f

F F

**G** G G G G G G G G

**g** g g g g g g g g g

**G g** G g G g G g G



**G** G G G G G G G G


**g** g g g g g g g g

**G g** G g G g G g G

H

h

H h





H

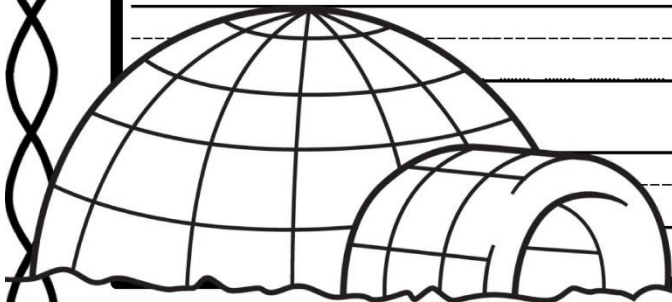
h


H h

I

i

I i





J J J J J J J J

j j j j j j j j j j j j j j

J j J j J j J j J j



J J J J J J J J

j j j j j j j j j j j j j j

J j J j J j J j

**K** K K K K K K K K K

**k** k k k k k k k k k


**K k** K k K k K k K k



**K** K K K K K K K K

**k** k k k k k k k k

**K k** K k K k K k K



L

Blank handwriting practice lines.

Blank handwriting practice lines.

l

Blank handwriting practice lines.

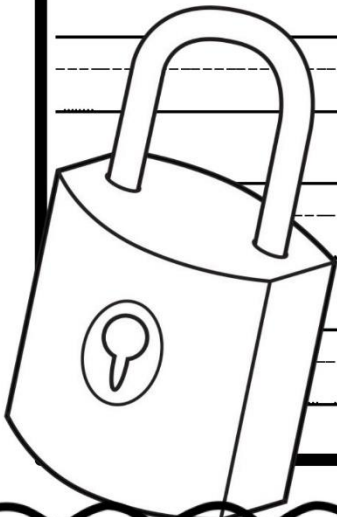
Blank handwriting practice lines.

L l


Blank handwriting practice lines.

Blank handwriting practice lines.

Blank handwriting practice lines.







**M** M M M M M M M

**m** m m m m m m m

**M m** M m M m M m



**M** M M M M M M M


**m** m m m m m m m

**M m** M m M m M m

**N** N N N N N N N N

**n** n n n n n n n n


**N n** N n N n N n N n



**N** N N N N N N N N N

**n** n n n n n n n n n

**N n** N n N n N n N n




Handwriting practice sheet with three rows of tracing letters and blank lines for independent practice.


Row 1: Tracing uppercase letter 'O' followed by seven dashed 'O's.

Row 2: Tracing lowercase letter 'o' followed by seven dashed 'o's.

Row 3: Tracing uppercase 'O' and lowercase 'o' followed by four dashed 'O's and four dashed 'o's.

Below the tracing rows are several sets of blank handwriting lines (top solid, middle dashed, bottom solid) for independent practice.





P P P P P P P P P P

p p p p p p p p p p

P p P p P p P p P p





P P P P P P P P P P

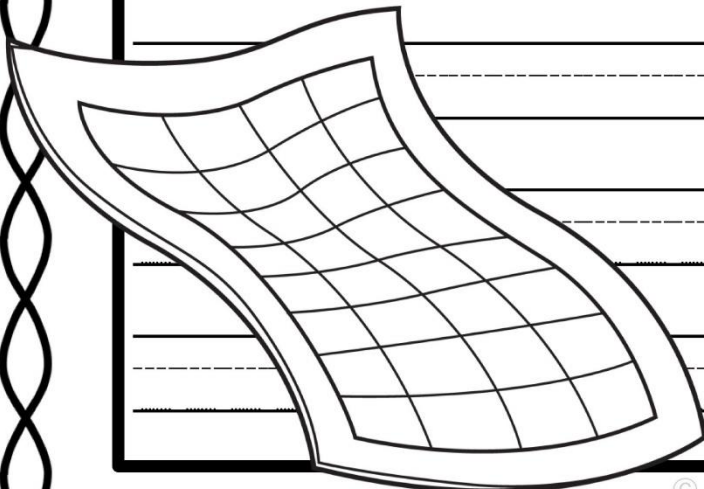
p p p p p p p p p

P p P p P p P p P p

Q Q Q Q Q Q Q Q

q q q q q q q q

Q q Q q Q q Q q



Q Q Q Q Q Q Q Q


q q q q q q q q

Q q Q q Q q Q q

R R R R R R R R R

r r r r r r r r r

R r R r R r R r R r



R R R R R R R R R

r r r r r r r r r

R r R r R r R r R r

S S S S S S S S S

s s s s s s s s s

S s S s S s S s S s



S S S S S S S S S


s s s s s s s s s

S s S s S s S s S s

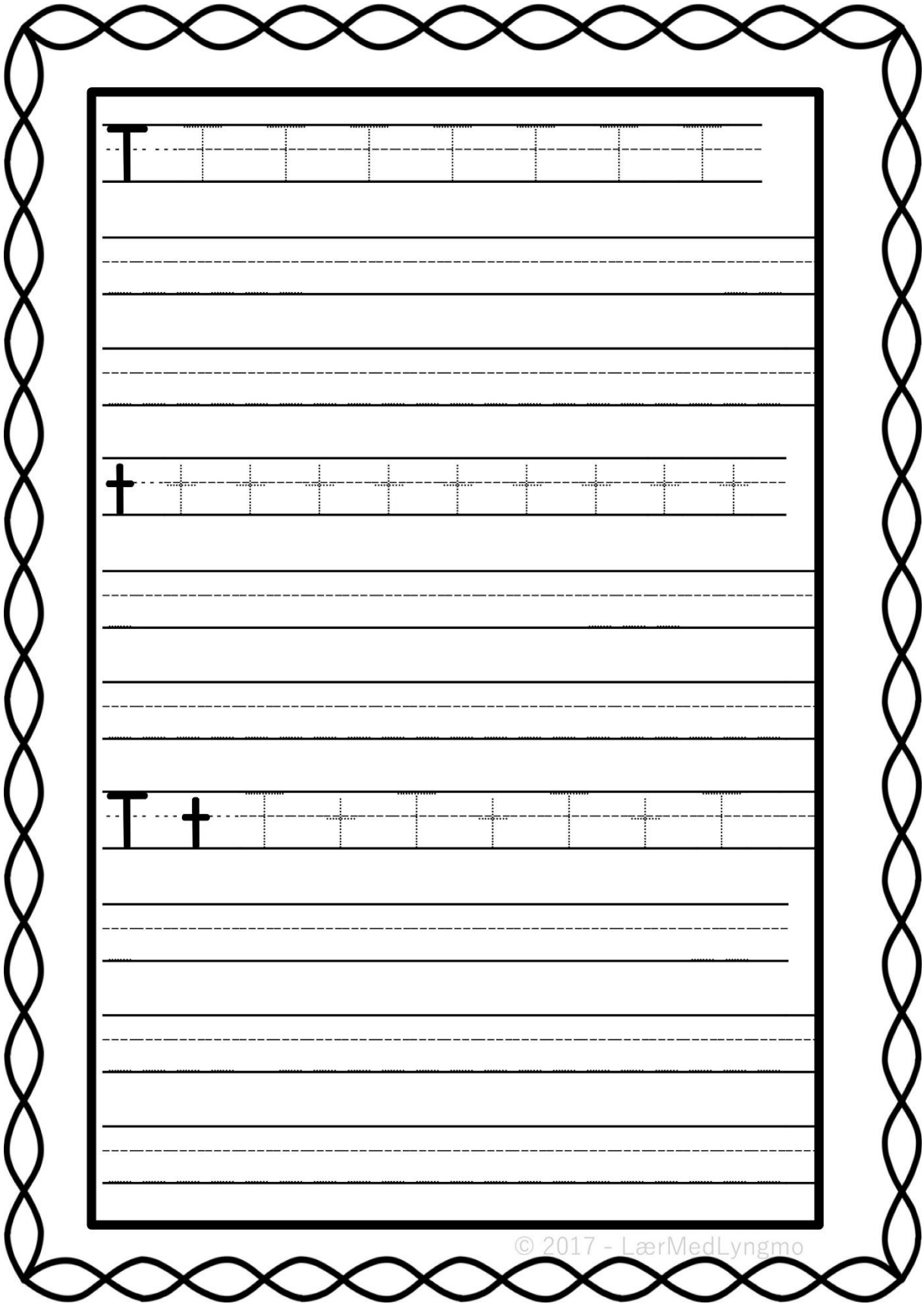
T

t

T t








U U U U U U U U U

u u u u u u u u u

U u U u U u U u U u





U U U U U U U U


u u u u u u u u


U u U u U u U u

V V V V V V V V

v v v v v v v v v v

V v V v V v V v





V V V V V V V V

v v v v v v v v

V v V v V v V v

W W W W W W

w w w w w w w w

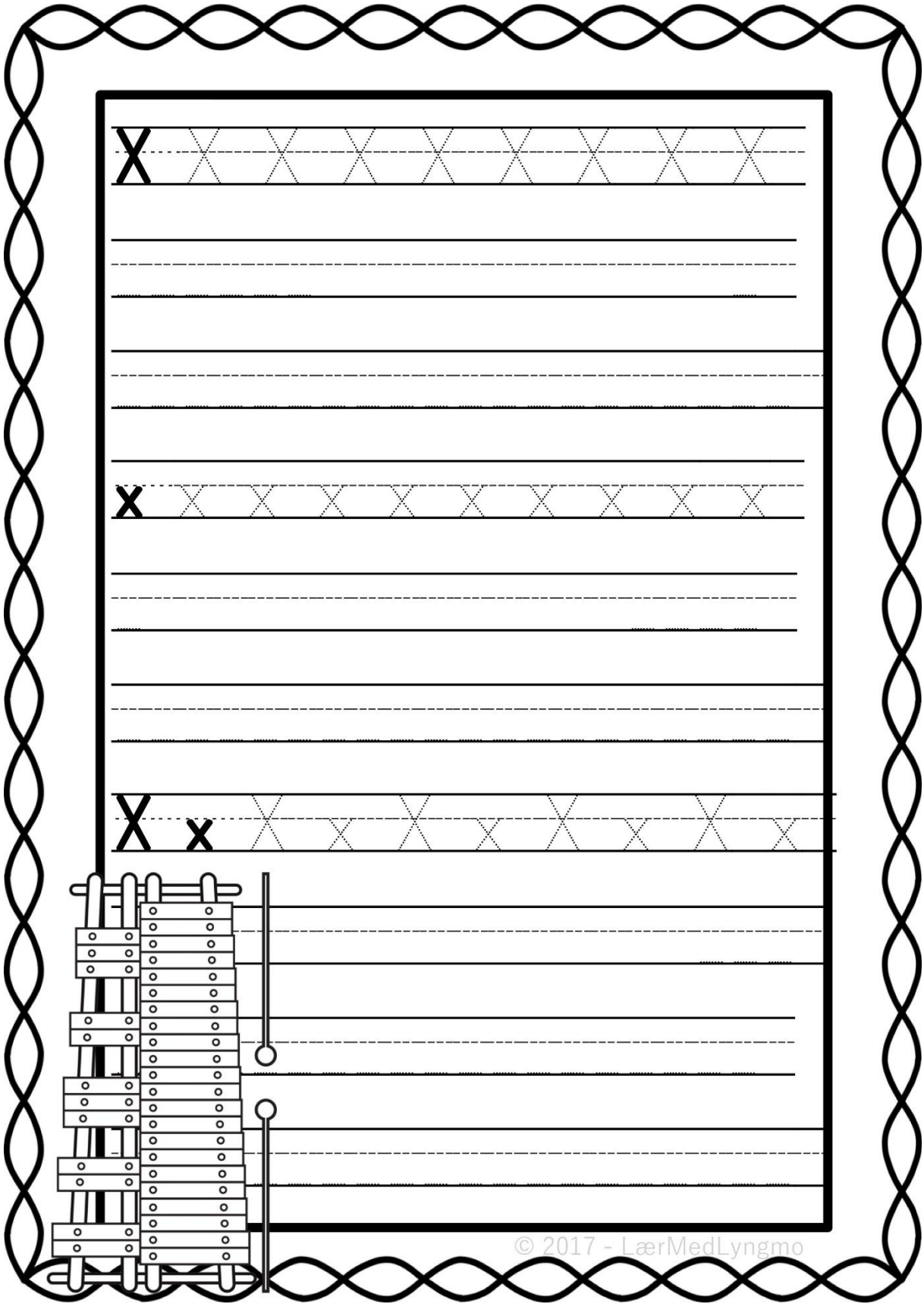
W w W w W w W



**W** W W W W W W

**w** w w w w w w w

**W w** W w W w W



X

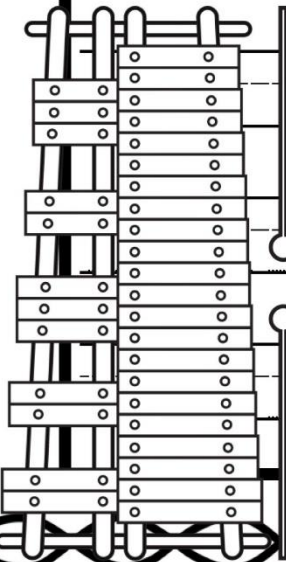
X X X X X X X X

x

x x x x x x x x

X

x X X X X X X X





X X X X X X X X


x x x x x x x x


X x X x X x X x

Y Y Y Y Y Y Y Y Y

y y y y y y y y y

Y y Y y Y y Y y





Y Y Y Y Y Y Y Y Y

y y y y y y y y y


Y y Y y Y y Y y


Z

z

Z z

CITY ZOO





Æ A A A A A A A

æ æ æ æ æ æ æ æ


Æ æ A æ A æ A



**Æ** Æ Æ Æ Æ Æ Æ

**æ** æ æ æ æ æ æ æ æ

**Æ æ** Æ æ Æ æ Æ



Ø Ø Ø Ø Ø Ø Ø Ø Ø

ø ø ø ø ø ø ø ø ø

Ø ø Ø ø Ø ø Ø ø Ø ø





Ø Ø Ø Ø Ø Ø Ø Ø Ø

ø ø ø ø ø ø ø ø ø

Ø ø Ø ø Ø ø Ø ø Ø

Å


Å Å Å Å Å Å Å Å

å

å å å å å å å å

Å

å Å å Å å Å å Å



**Å**

Å Å Å Å Å Å Å Å

**å**

å å å å å å å å

**Å**

å Å å Å å Å å Å

# Lese setninger

B

Les setningene og finn bildet som passer. Sett et kryss på bildet.

Lisa vasker kroppen.



Jeg bor i skogen.




I dag har det regnet.




Genseren er ikke blå.






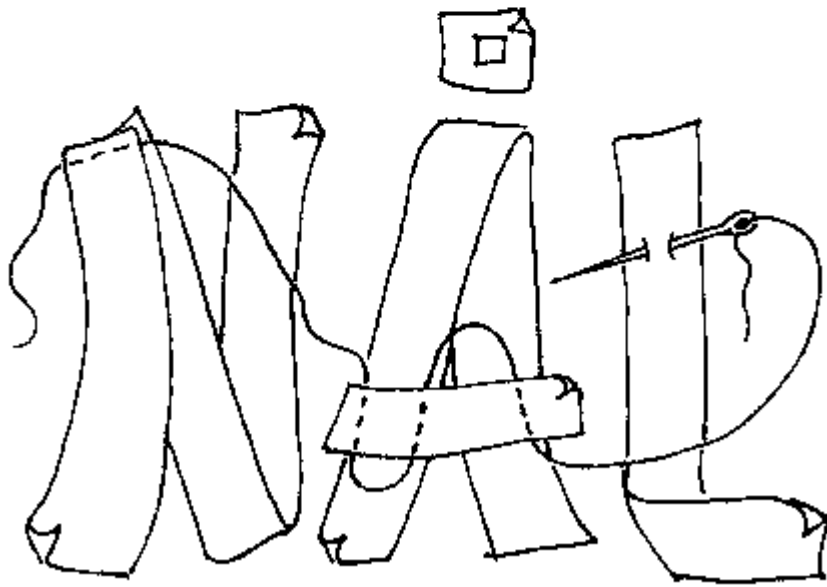
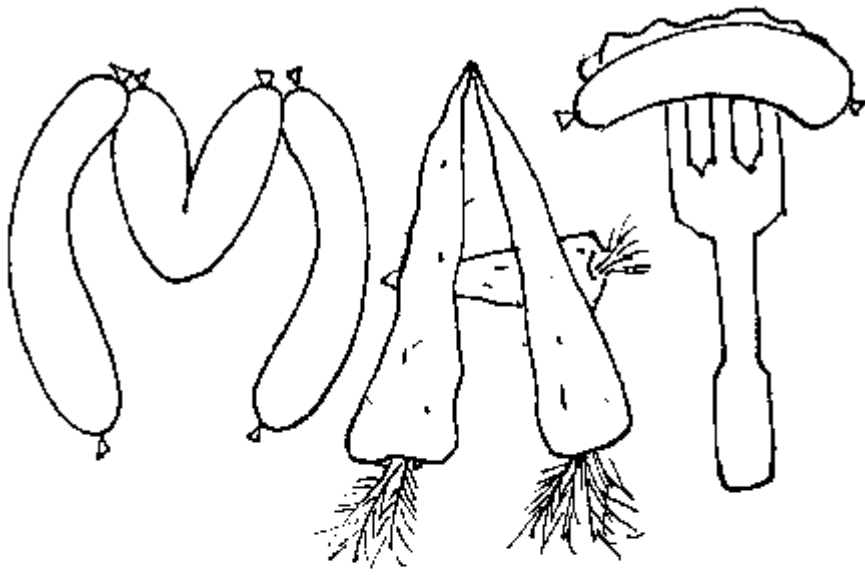


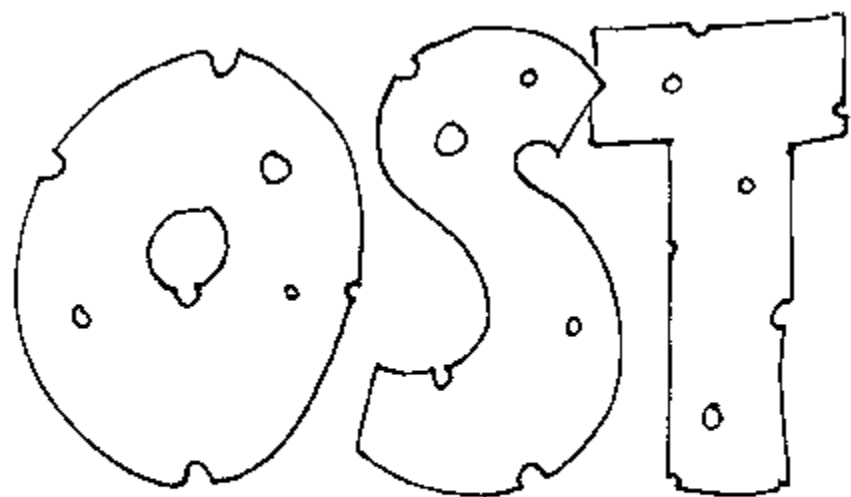


*California Carrot Trip*










2















**dolphin**



**theropod**





©Disney
















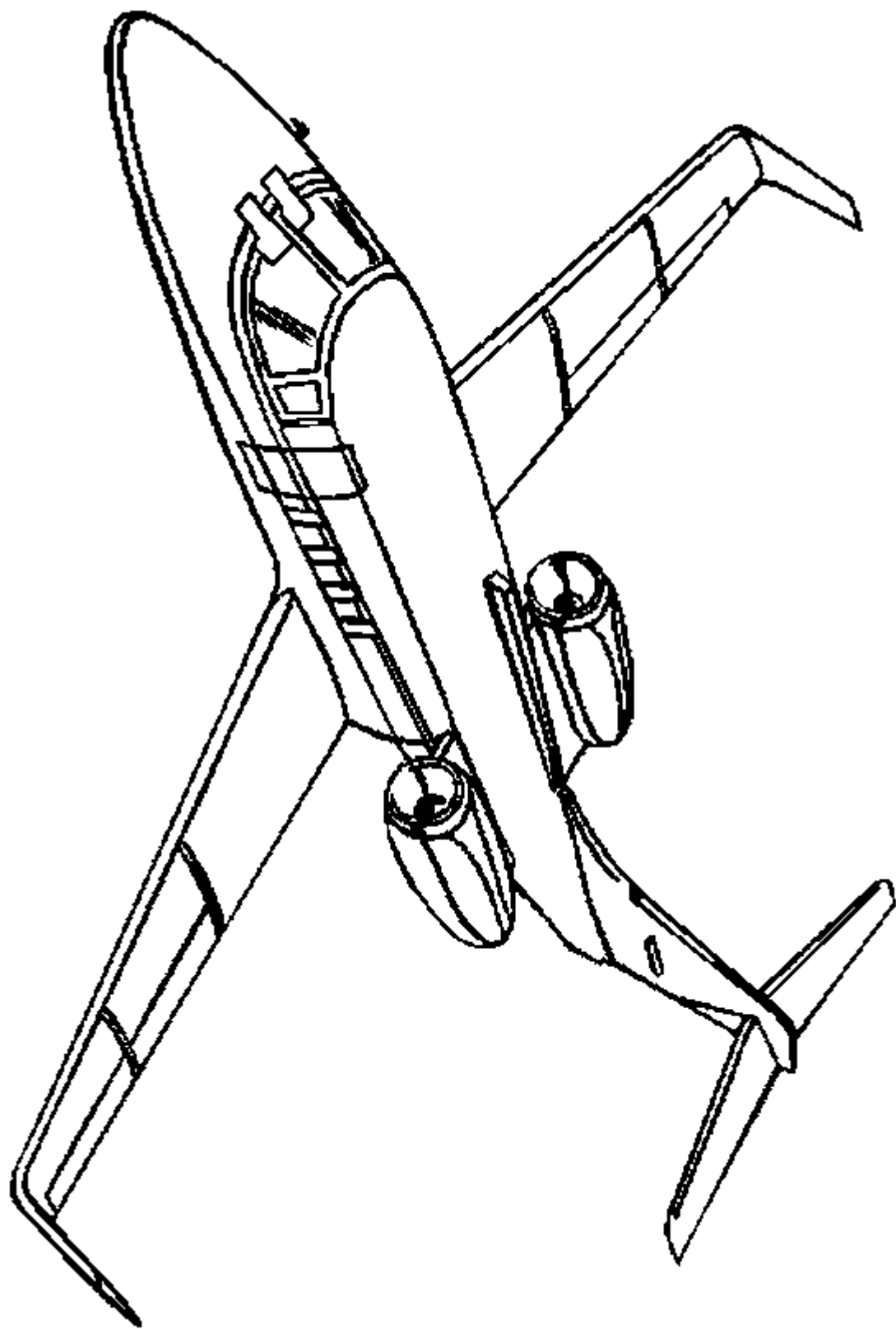
© PAWS

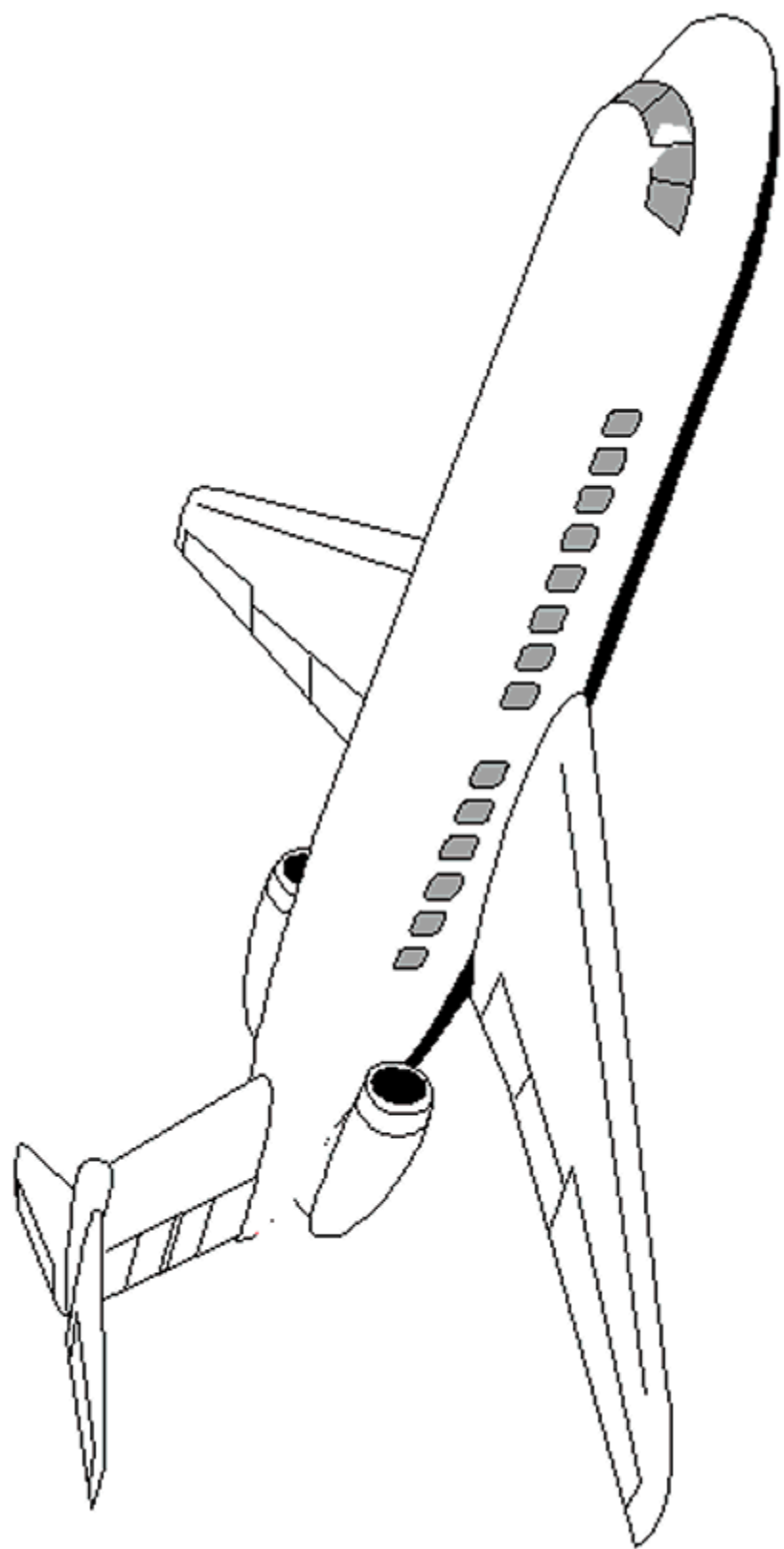


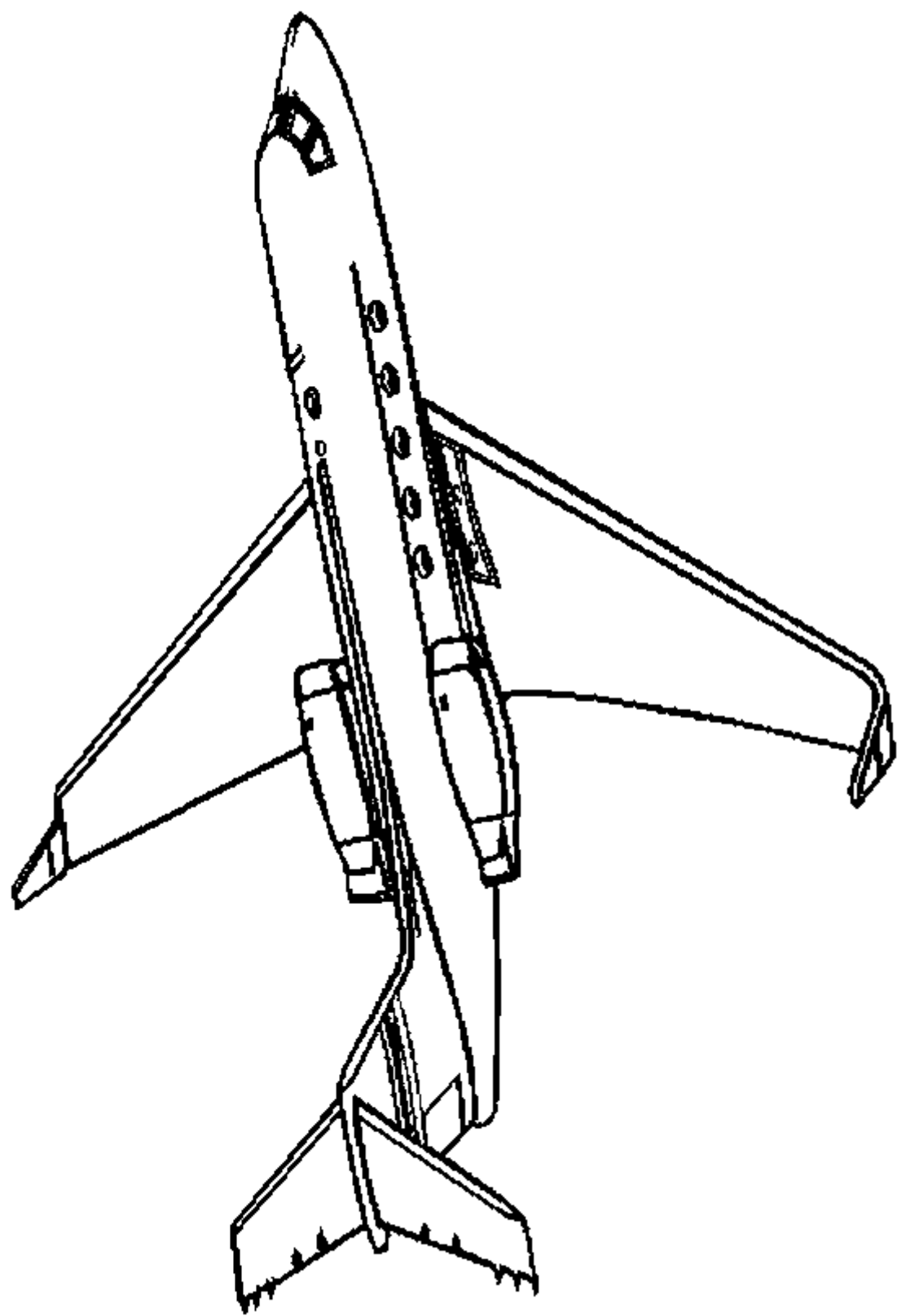







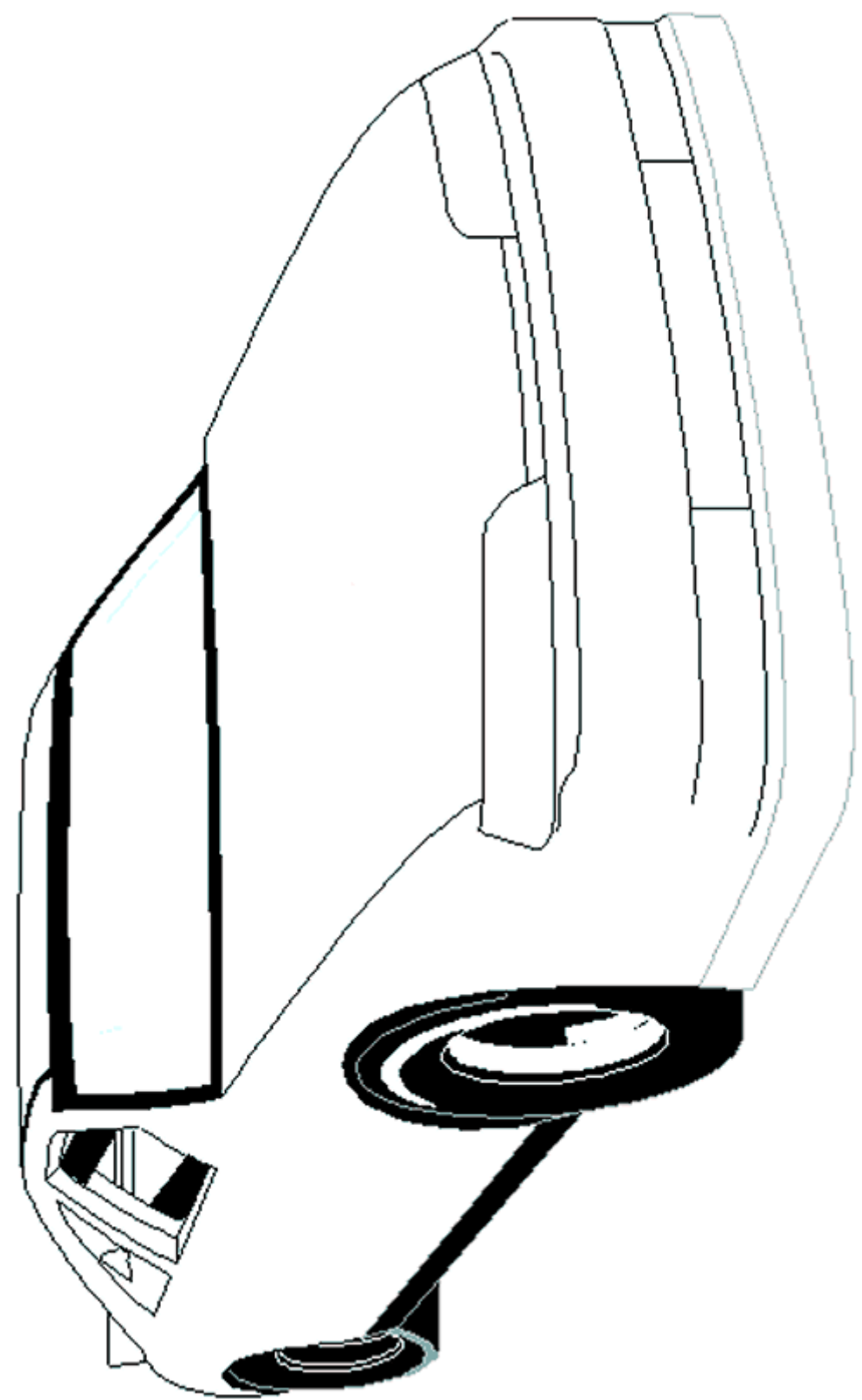




















[www.toondisney.com](http://www.toondisney.com)

© Disney



©Disney







© Disney















**Name:**

**Age:**

© Australian Broadcasting Corporation



Babar Characters TM and © 1995 Laurent de Brunhoff



Babar Characters TM and © 1995 Laurent de Brunhoff

PRINT  
CENTER

Disney  
COLLECTORS  
SERIES

Walt Disney's  
**Bambi**  
1942



©DISNEY

ACTIVITIES

BAMBI & FRIENDS

VOL. 5

WWW.DISNEY.COM PART OF GO NETWORK @ GO.COM

PRINT  
CENTER

Disney  
COLLECTORS  
SERIES

Walt Disney's  
**Bambi**  
1942



©DISNEY

ACTIVITIES

BAMBI

VOL. 5

WWW.DISNEY.COM PART OF GO NETWORK @ GO.COM

PRINT  
CENTER

Disney  
COLLECTORS  
SERIES

Walt Disney's  
**Bambi**  
1942




©DISNEY


ACTIVITIES

BAMBI & MOTHER

VOL. 5

WWW.DISNEY.COM PART OF GO NETWORK @ GO.COM





© Disney





**Aladdin**



© The Walt Disney Company



